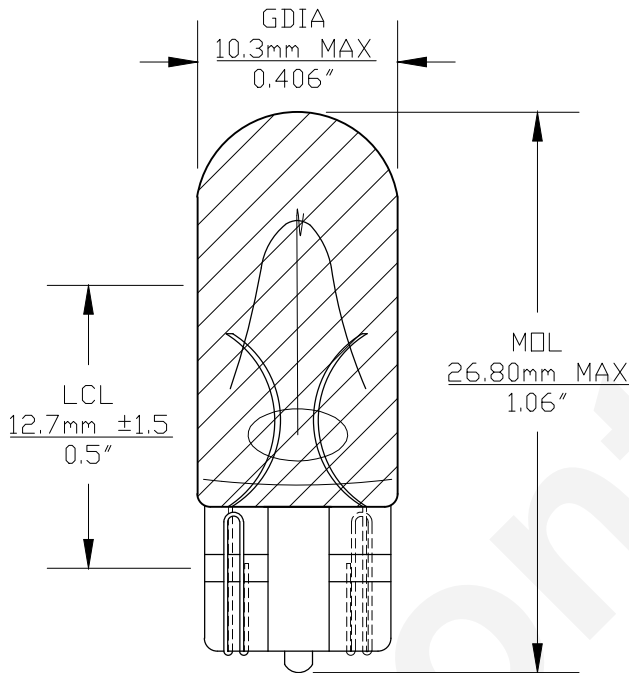
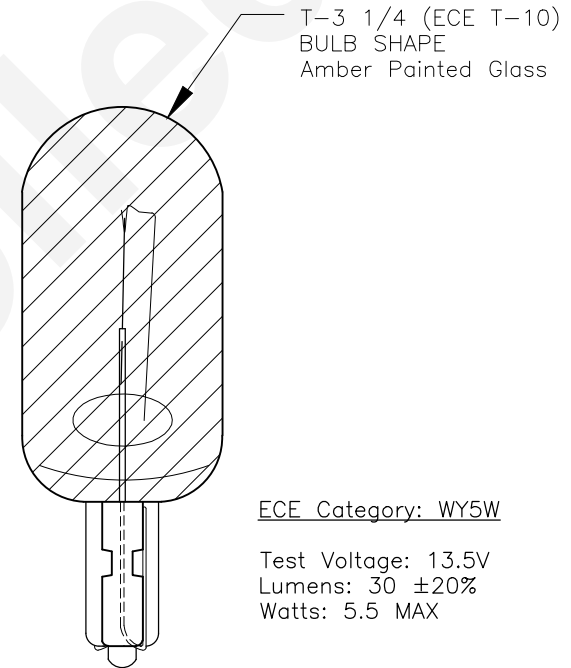




PART NO.	BASE TYPE	DESIGN VOLTS	DESIGN AMPS	MSCD	FILAMENT TYPE	AVERAGE LIFE HOURS	REVISIONS			
							REV #	DESCRIPTION	DATE	APPROVED
2827A	Glass Wedge T-3 1/4 (W2.1X9.5d)	12.0V	0.4±10%	2.4 ±20%	C-2V	300	1	ISSUED	09/04/2014	R.M.



0° VIEW

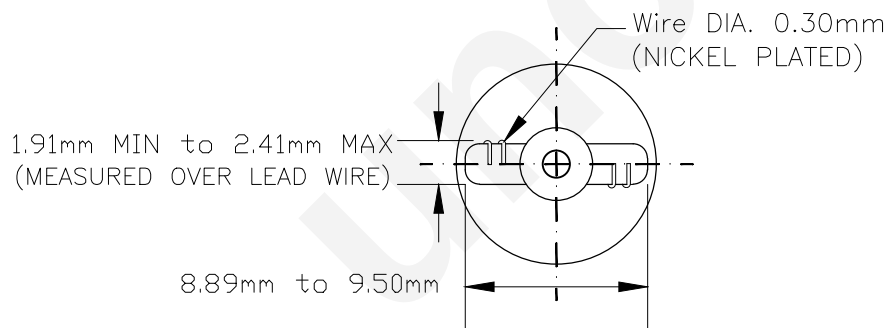


90° VIEW

T-3 1/4 (ECE T-10)
BULB SHAPE
Amber Painted Glass

ECE Category: WY5W

Test Voltage: 13.5V
Lumens: 30 ±20%
Watts: 5.5 MAX



BASE BOTTOM VIEW



Note: Made according to ECE/R37 specifications

UNLESS OTHERWISE SPECIFIED: DIMENSIONS ARE IN INCHES TOLERANCES		CEC INDUSTRIES LTD	
DECIMALS	ANGULAR	599 BOND STREET LINCOLNSHIRE, IL 60069	
.XX ± .05	± 0.5°		
.XXX ± .010			
FRACTIONAL	± 1/64		
DRAWN ROSE MEDINA	DATE 09/04/2014	TITLE LIGHT BULB NO. 2827A (WY5W CA)	
CHECKED		SIZE A	REV 1
DESIGN		FSCM NO. 	DWG NO. 2827A
MATERIAL		SCALE	PLOT SCALE
			SHEET 1 OF 1
		FILE 2827A.pdf	DRAWING NOT TO SCALE